

HPLC, LC/MS Columns

InertSustain[®] AQ-C18

Maximizing retention for highly polar compounds in reversed phase methods with highly aqueous mobile phases



Physical Properties

Silica :	ES (Evolved Surface) Silica Gel
Particle Size :	1.9 µm, 3 µm, 5 µm
Surface Area :	350 m ² /g
Pore Size :	100 Å (10 nm)
Pore Volume :	0.85 mL/g
Bonded Phase :	Octadecyl Groups
End-capping :	Complete
Carbon Loading :	13.0 %
USP Code :	L1, L96
pH Range :	1~10

GL Sciences Inc.

InertSustain® AQ-C18

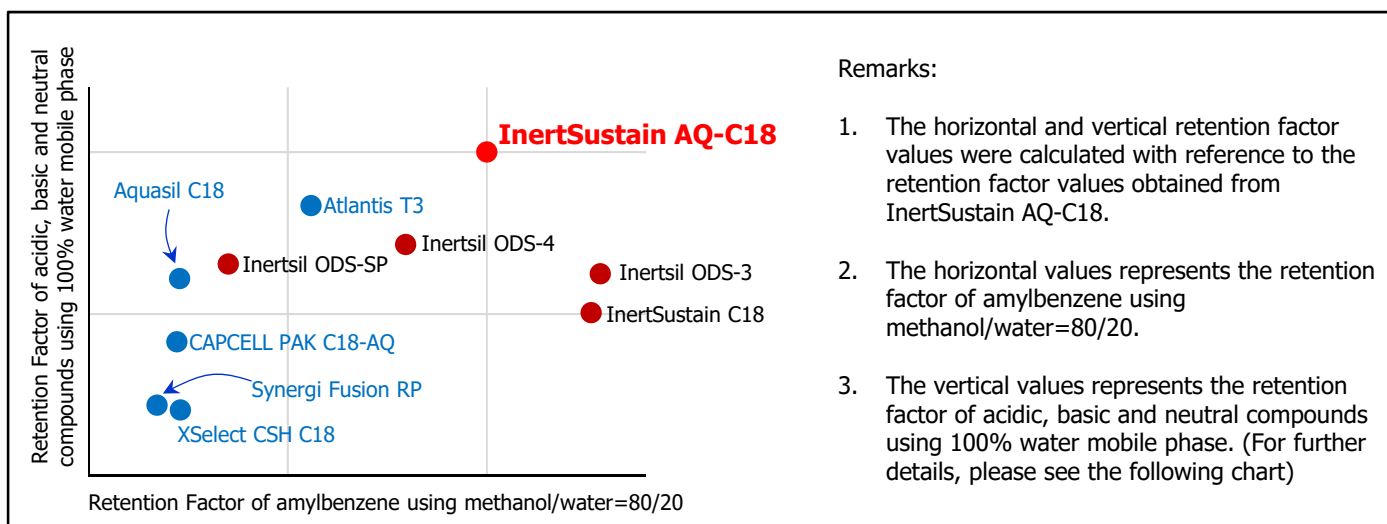
Benefits

1. Exceptional retention for highly polar compounds (hydrophilic)
2. Highly inert packing material results in less tailing of peaks for virtually any type of analytes
3. Extreme resistance to low and high pH mobile phases
4. Endlessly reproducible from column-to-column and batch-to-batch

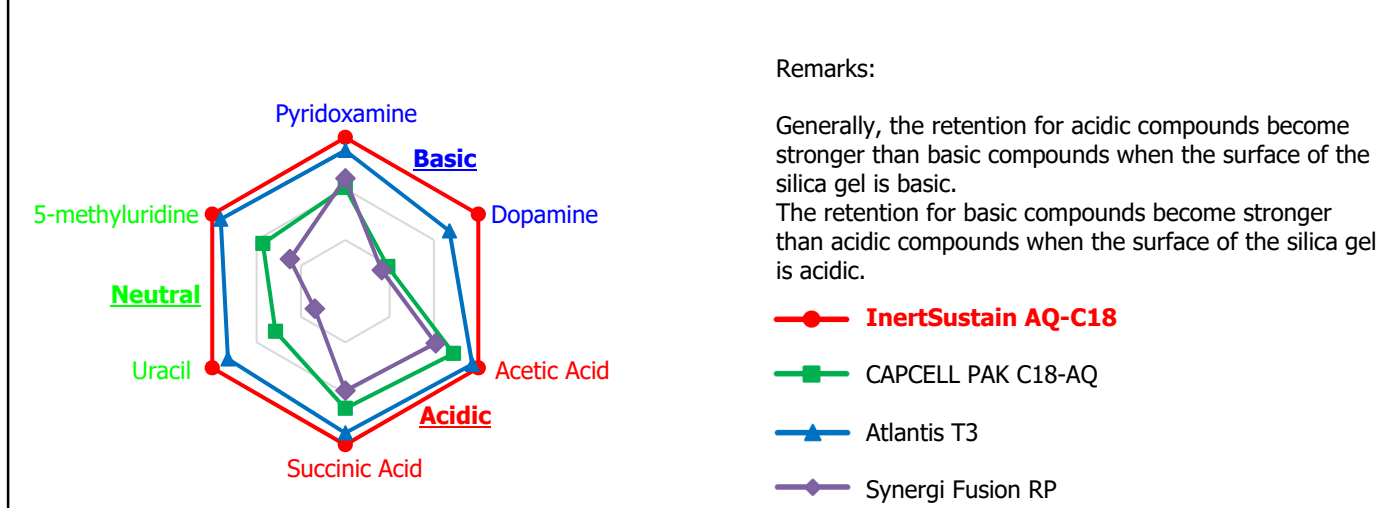
InertSustain AQ-C18 columns are designed to achieve strong retention for highly polar compounds, which is the most challenging goals in developing reversed phase methods. The optimization of bonding of the C18 groups at equal distance to the silica gel enable InertSustain AQ-C18 to offer significant retention for highly polar compounds even under water rich mobile phases.

As illustrated in the following plot, InertSustain AQ-C18 provided exceptional retention for highly polar compounds even under water rich mobile phases without dewetting or phase collapse.

Retention Properties of InertSustain AQ-C18



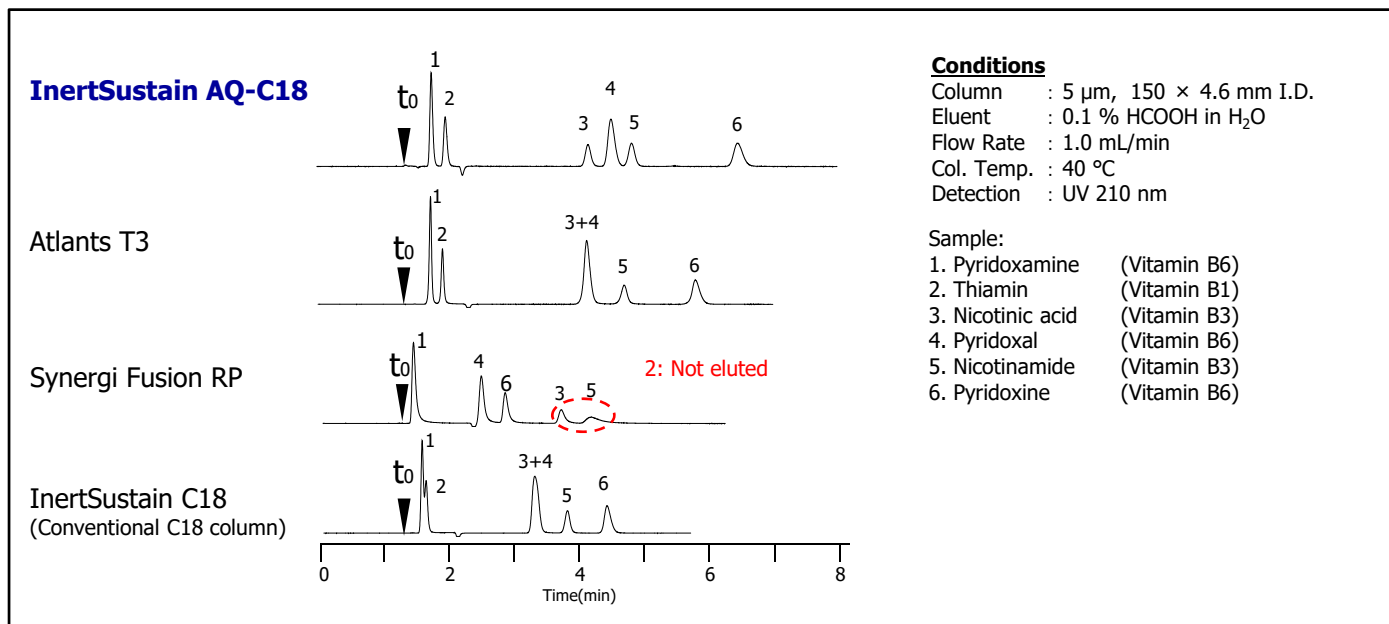
InertSustain AQ-C18 provided strong retention for all basic, neutral and acidic compounds under 100% water mobile phase



Highly Polar Compound Retention with 100% Aqueous Mobile Phases

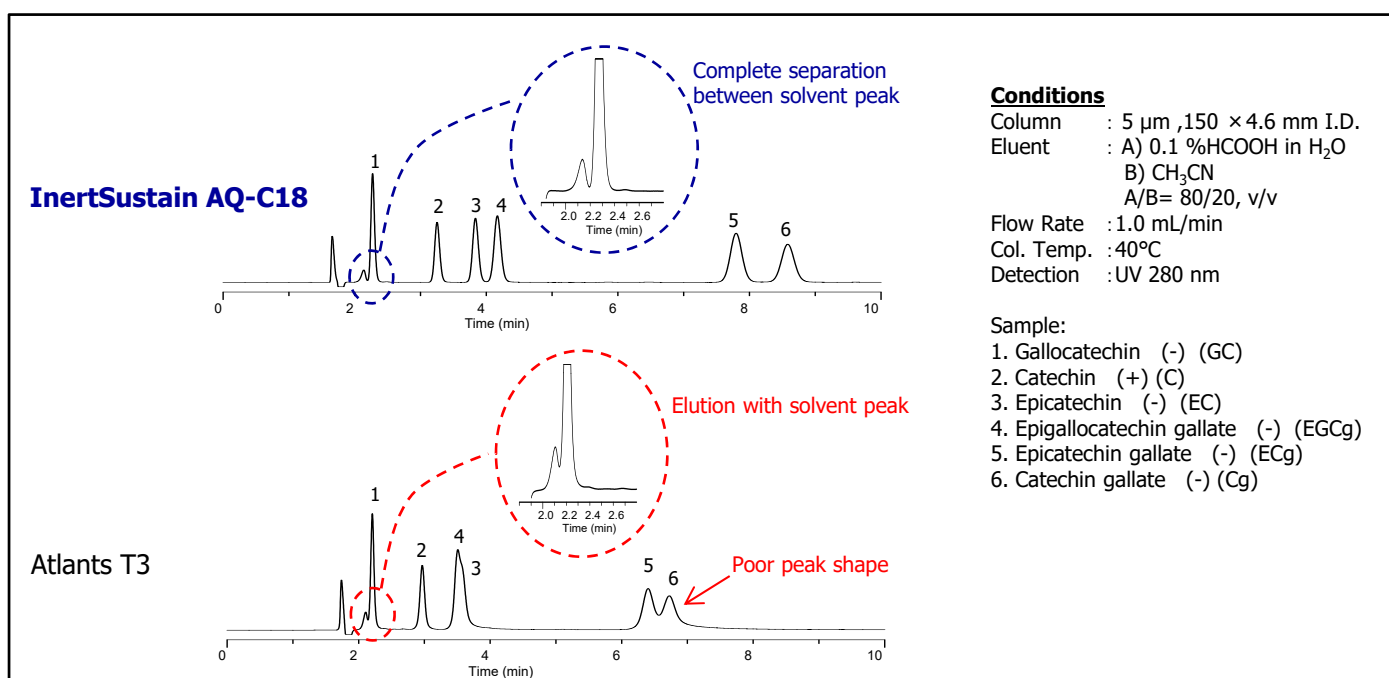
It is indeed difficult to retain highly polar samples by reversed phase mode as the polar samples tend to elute near the t_0 (void volume) with water rich mobile phases. On the other hand, polar embedded C18 columns or C18 columns with hydrophilic endcapping are available in the market for retaining highly polar compounds. However, they often show tailing or poor peak shapes due to the secondary interaction from their embedded functional groups.

InertSustain AQ-C18 not only provide strong retention for highly polar compounds, but also delivery symmetric peak shapes for virtually any type of analytes.



Retentivity Under 20% Organic Solvent

As shown below, InertSustain AQ-C18 delivered stronger retention of catechin sample even under 20% organic solvent mobile phase with exceptional peak shapes, while competitive column brand failed. Furthermore, InertSustain AQ-C18 can prevent the co-elution between the targeted polar analytes and solvent peaks or sample matrices due to its enhanced retentivity.



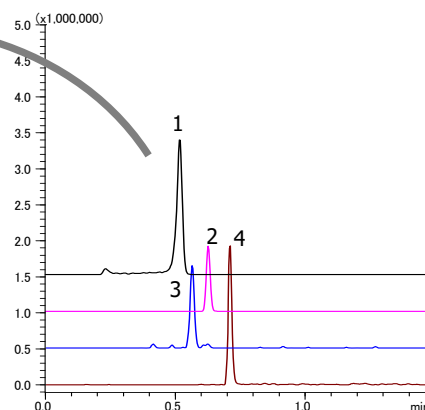
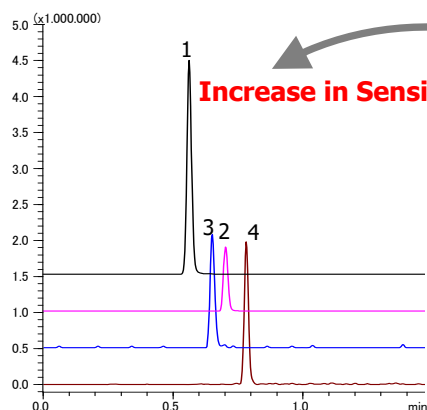
InertSustain[®] AQ-C18

Applications

High-Throughput Analysis of Drugs

InertSustain AQ-C18 (1.9 μm)

Acquity BEH C18 (1.7 μm)



Conditions

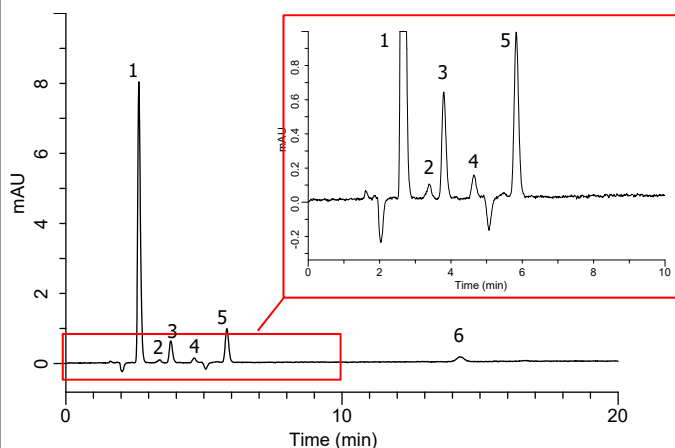
Column Size : 50 × 2.1 mm I.D.
 Eluent : A) 0.05 % HCOOH in H₂O
 : B) CH₃CN
 : A/B= 70/30 - (0.5 min) - 10/90 - (0.5 min hold)
 Flow Rate : 0.6 mL/min
 Detection : LC/MS/MS(ESI,SRM)
 Injection Vol. : 5 μL

Sample:

1. Propranolol(+)
 2. Carbamazepine(+)
 3. Salicylic acid(-)
 4. Ketoprofen(-)
 (each 100 $\mu\text{g/L}$ in 50 % ACN)

(+): Positive mode
 (-): Negative mode

Analysis of Nucleotide in Fish Meat



Conditions

Column : InertSustain AQ-C18
 (5 μm , 150 × 4.6 mm I.D.)
 Eluent : 50 mM K₂HPO₄ in H₂O (pH 7.0, H₃PO₄)*
 Flow Rate : 1.0 mL/min
 Col.Temp. : 40 °C
 Detection : UV 260 nm
 Injection Vol. : 1 μL

Sample:

1.IMP
 2.ATP
 3.ADP
 4.AMP
 5.Hyp
 6.Ino
 (each 5 mg/L)

* Equilibrate the column with CH₃CN/H₂O=1/1,v/v after the analysis.
 When storing the column for a long period of time, store it with
 100 % CH₃CN 100 %.

Applications

Analysis of Water-Soluble Vitamins

1.9 μm , 50 \times 2.1 mm I.D.
0.4 mL/min

5 μm , 150 \times 4.6 mm I.D.
1.0 mL/min

Conditions

Column : InertSustain AQ-C18
Eluent : A) 0.1% H_3PO_4 B) CH_3CN^*
Col. Temp. : 40°C
Detection : UV 210 nm

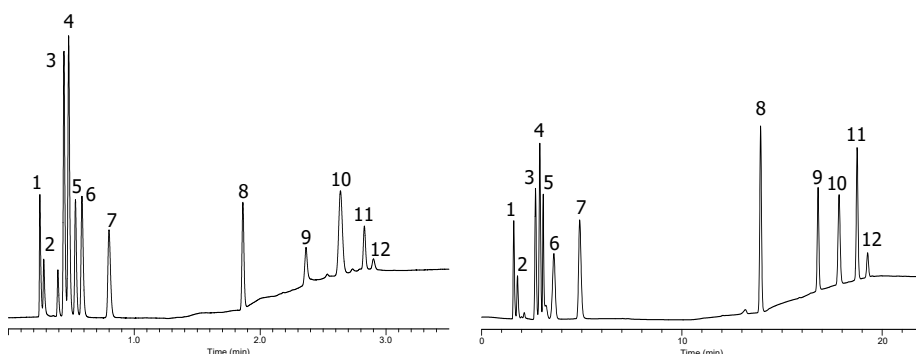
* Gradient Time Program

<1.9 μm >

Time (min)	A%	B%
0	99	1
2	80	20
3.3	99	1

<5 μm >

Time (min)	A%	B%
0	99	1
5	99	1
20	80	20
27	1	99
68	99	1



Sample:

- | | | | |
|-----------------|--------------------|-------------------|------------------|
| 1. Pyridoxamine | 2. Thiamin | 3. Nicotinic Acid | 4. Ascorbic acid |
| 5. Nicotinamide | 6. Pyridoxal | 7. Pyridoxine | 8. Pantonic acid |
| 9. Folic Acid | 10. Cyanocobalamin | 11. Riboflavin | 12. Biotin |

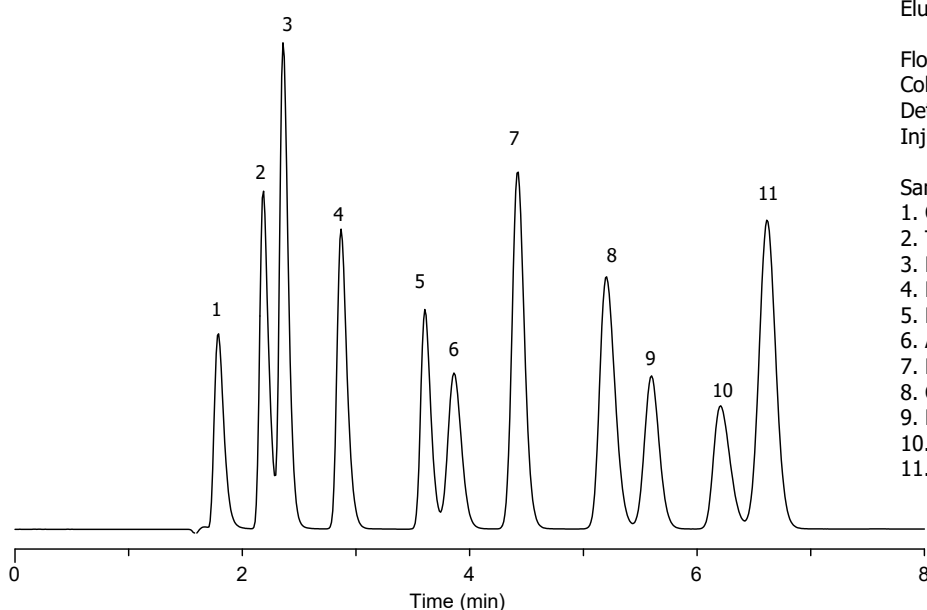
Analysis of Organic Acids

Conditions

Column : 5 μm , 150 \times 4.6 mm I.D.
Eluent : 50 mM NaH_2PO_4 in H_2O
(pH 2.1, H_3PO_4)
Flow Rate : 1.0 mL / min
Col. Temp. : 40°C
Detection : UV 210 nm
Inj. Vol. : 10 μL

Sample:

- | | |
|----------------------|-----------|
| 1. Oxalic acid | 50 mg/L |
| 2. Tartaric acid | 500 mg/L |
| 3. Formic acid | 1000 mg/L |
| 4. Malic acid | 1000 mg/L |
| 5. Lactic acid | 1000 mg/L |
| 6. Acetic acid | 1000 mg/L |
| 7. Maleic acid | 10 mg/L |
| 8. Citric acid | 1000 mg/L |
| 9. Pyroglutamic acid | 100 mg/L |
| 10. Succinic acid | 1000 mg/L |
| 11. Fumaric acid | 10 mg/L |



Applications

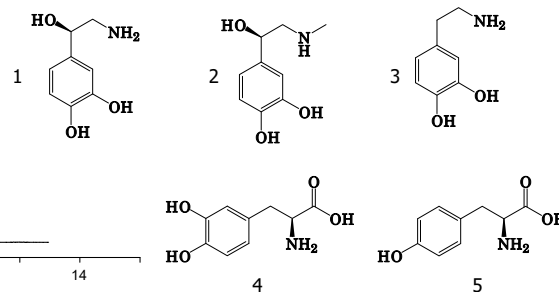
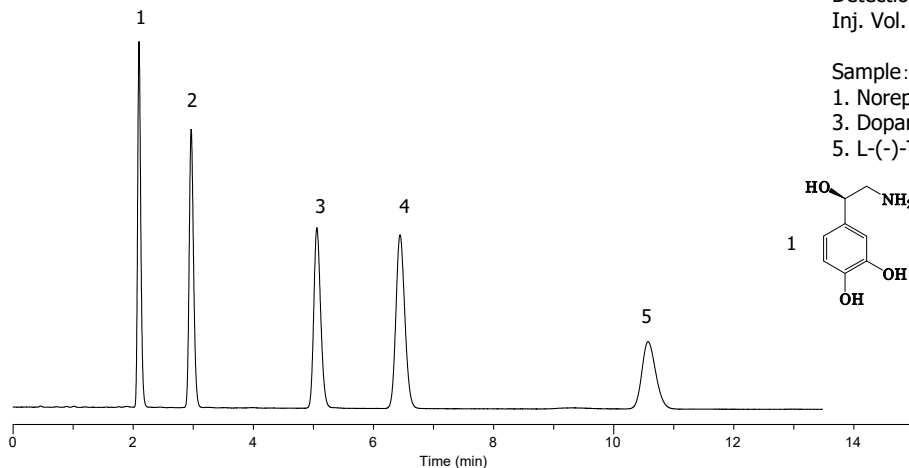
Analysis of Catecholamines

Conditions

Column : 5 μ m, 150 \times 4.6 mm I.D.
 Eluent : 0.1% H₃PO₄ in H₂O
 Flow Rate : 1.0 mL / min
 Col. Temp. : 40°C
 Detection : UV 210 nm
 Inj. Vol. : 1 μ L

Sample:

1. Norepinephrine 2. L-Adrenaline
 3. Dopamine 4. L-DOPA
 5. L(-)-Tyrosine



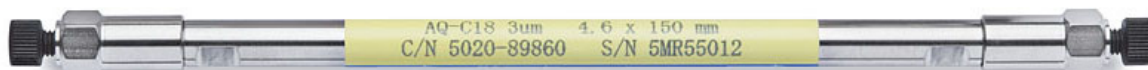
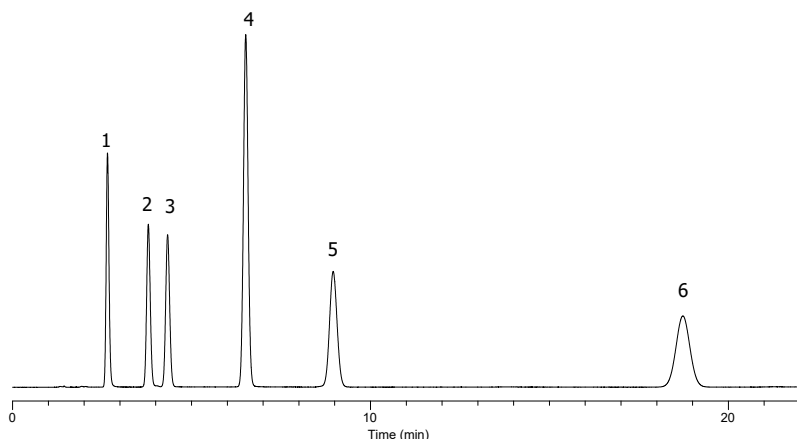
Analysis of Fish Freshness, K-Value

Conditions

Column : 5 μ m, 150 \times 4.6 mm I.D.
 Eluent : 20 mM NaH₂PO₄ in H₂O
 Flow Rate : 1.0 mL / min
 Col. Temp. : 40°C
 Detection : UV 254 nm
 Inj. Vol. : 1 μ L

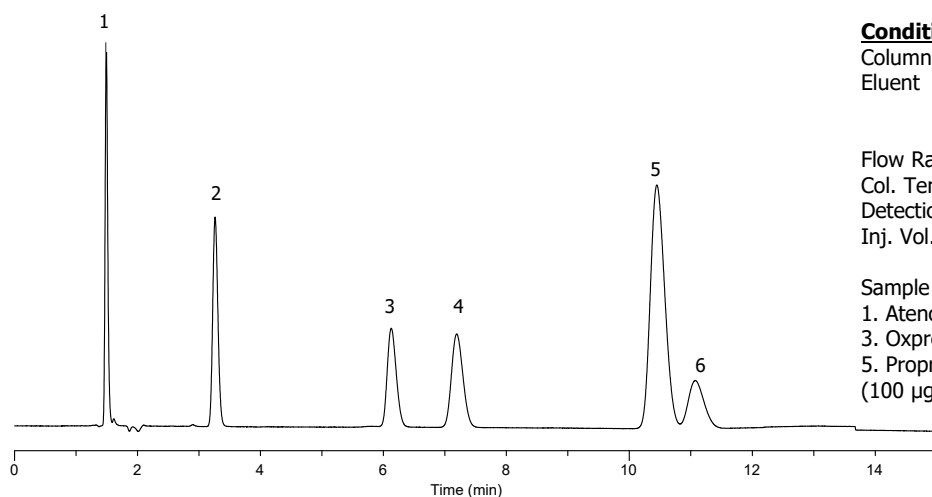
Sample

: 100 ppm
 1. ATP
 2. ADP
 3. IMP
 4. Hypoxanthine
 5. AMP
 6. Inosine



Applications

Analysis of β -blocker



Conditions

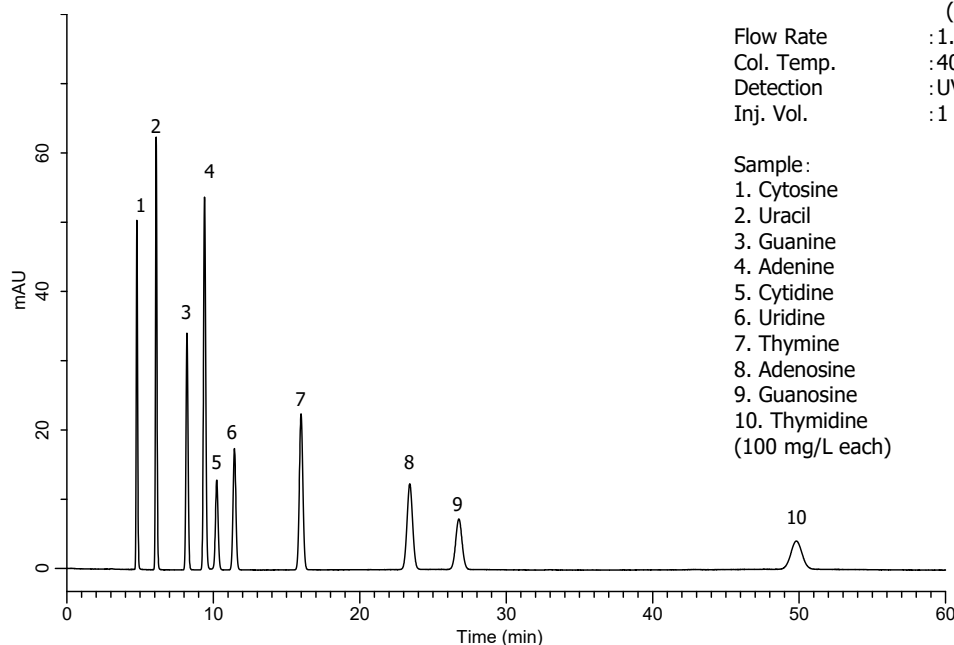
Column : 5 μ m, 150 \times 4.6 mm I.D.
 Eluent : A: CH₃CN
 B: 0.1% H₃PO₄ in H₂O
 A/B=25/75, v/v

Flow Rate : 1.0 mL / min
 Col. Temp. : 40°C
 Detection : UV 220 nm
 Inj. Vol. : 1 μ L

Sample:

1. Atenolol
 2. Acebutolol
 3. Oxprenolol
 4. Labetalol
 5. Propranolol
 6. Alprenolol
 (100 μ g/mL each)

Analysis of Nucleoside and Nucleic Acid Base



Conditions

Column : 5 μ m, 250 \times 4.6 mm I.D.
 Eluent : 0.1 M KH₂PO₄ in H₂O + 0.2 M NaClO₄ in H₂O
 (pH2.0, H₃PO₄)

Flow Rate : 1.0 mL / min
 Col. Temp. : 40°C
 Detection : UV 260 nm
 Inj. Vol. : 1 μ L

Sample:

1. Cytosine
 2. Uracil
 3. Guanine
 4. Adenine
 5. Cytidine
 6. Uridine
 7. Thymine
 8. Adenosine
 9. Guanosine
 10. Thymidine
 (100 mg/L each)



InertSustain® AQ-C18

Applications

Analysis of Nucleotides via LC/MS/MS

Samples such as nucleotides have several phosphate groups which is sensitive to stainless steel hardware. As shown below, the combination of highly inert packing material of InertSustain AQ-C18 and usage of a new *Steel-Coated-PEEK hardware (metal-free) deliver excellent peak shapes with higher sensitivity for phosphate compounds WITHOUT the formation of phosphate-iron complexes found with stainless steel column hardware.

*Ordering information on Steel-Coated-PEEK hardware is available at page 10.

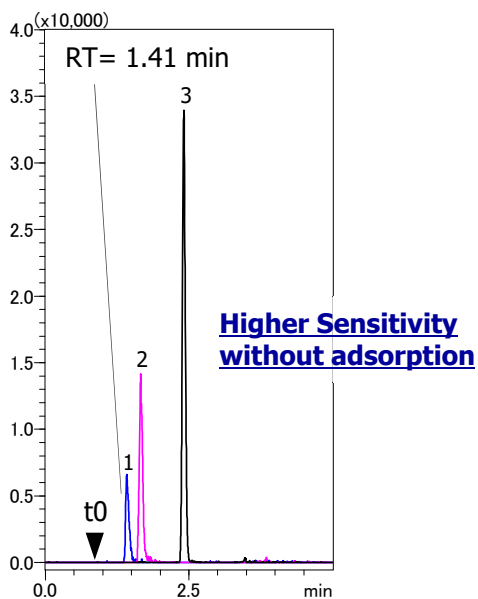
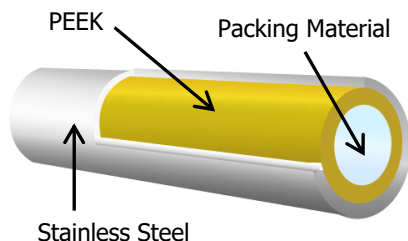
Conditions

System	: Nexera LCMS-8030 plus system	Flow Rate	: 0.3 mL/min
Column size	: 3 µm HP, 150 x 2.1 mm I.D	Col. Temp.	: 40 °C
Eluent	: A) 5 mM Ammonium formate in H ₂ O B) CH ₃ CN	Detection	: LC/MS/MS (ESI) , Positive
		Injection Vol.	: 2 µL

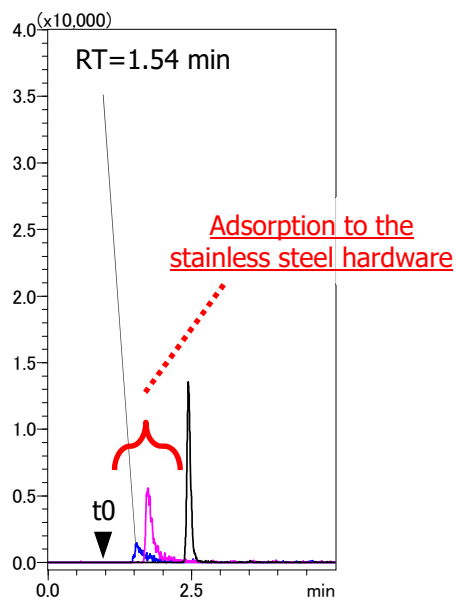
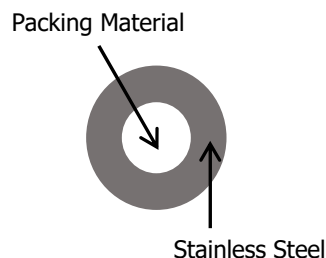
Time (min)	B%
0	2
0.5	2
3.0	25
3.01	2
7.00	2

Sample	: 1.ATP 500 µg/L 2.ADP 500 µg/L 3.AMP 500 µg/L
--------	--

Steel-Coated-PEEK hardware Packed with InertSustain AQ-C18



Stainless Steel Hardware Packed with InertSustain AQ-C18



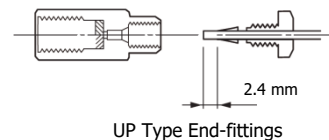
Ordering Information

Analytical Columns

Particle Size: 1.9 µm Max. Operating Pressure: 80 MPa (800 Bar)	Length/ I.D. (mm)	2.1	3.0
	50	5020-89938	5020-89941
	100	5020-89939	5020-89942
	150	5020-89940	5020-89943

※ End-fittings are UP Type end-fittings.

End-fitting Format



HP Series Particle Size: 3 µm Max. Operating Pressure: 50 MPa (500 Bar)	Length/ I.D. (mm)	2.1	3.0	4.6
	30	5020-89920	5020-89926	5020-89932
	50	5020-89921	5020-89927	5020-89933
	75	5020-89922	5020-89928	5020-89934
	100	5020-89923	5020-89929	5020-89935
	150	5020-89924	5020-89930	5020-89936
	250	5020-89925	5020-89931	5020-89937

Particle Size: 3 µm Max. Operating Pressure: 20 MPa (200 Bar)	Length/I.D. (mm)	1.0	1.5		
	30	5020-89871	5020-89877		
	50	5020-89872	5020-89878		
	75	5020-89873	5020-89879		
	100	5020-89874	5020-89880		
	150	5020-89875	5020-89881		
	250	5020-89876	5020-89882		
	Length/I.D. (mm)	2.1	3.0	4.0	4.6
	30	5020-89831	5020-89839	5020-89847	5020-89855
	50	5020-89832	5020-89840	5020-89848	5020-89856
	75	5020-89833	5020-89841	5020-89849	5020-89857
	100	5020-89834	5020-89842	5020-89850	5020-89858
	125	5020-89835	5020-89843	5020-89851	5020-89859
	150	5020-89836	5020-89844	5020-89852	5020-89860
250	5020-89837	5020-89845	5020-89853	5020-89861	
Particle Size: 5 µm Max. Operating Pressure: 20 MPa (200 Bar)	Length/I.D. (mm)	1.0	1.5		
	30	5020-89741	5020-89747		
	50	5020-89742	5020-89748		
	75	5020-89743	5020-89749		
	100	5020-89744	5020-89750		
	150	5020-89745	5020-89751		
	250	5020-89746	5020-89752		
	Length/I.D. (mm)	2.1	3.0	4.0	4.6
	30	5020-89701	5020-89709	5020-89717	5020-89725
	50	5020-89702	5020-89710	5020-89718	5020-89726
	75	5020-89703	5020-89711	5020-89719	5020-89727
	100	5020-89704	5020-89712	5020-89720	5020-89728
	125	5020-89705	5020-89713	5020-89721	5020-89729
	150	5020-89706	5020-89714	5020-89722	5020-89730
	250	5020-89707	5020-89715	5020-89723	5020-89731



InertSustain® AQ-C18

Ordering Information

Guard Column for UHPLC (Max. Operating Pressure 80 MPa, 800 Bar)

I.D. of the Analytical Column Applicable (mm)	Length (mm)	I.D. (mm)	Replacement Cartridge (2 pcs)	Cartridge (2 pcs) + Holder (1 pcs) Set	Replacement Cartridge (2 pcs)	Cartridge (2 pcs) + Holder (1 pcs) Set	
			Particle Size 1.9 µm	Particle Size 1.9 µm	Particle Size 3 µm	Particle Size 3 µm	
1.0	10	1.5	5020-89944	5020-89947	5020-89824	5020-89827	
1.5, 2.1		2.1	5020-89845	5020-89948	5020-89825	5020-89828	
2.1, 3.0		3.0	5020-89946	5020-89949	5020-89826	5020-89829	
Holder for Guard Column for UHPLC						5020-08630	

Cartridge Guard Columns

I.D. of the Analytical Column Applicable (mm)	Length (mm)	I.D. (mm)	Replacement Cartridge E (2 pcs)		Cartridge E (2 pcs) + Holder (1 pcs) Set	
			Particle Size		Particle Size	
			3 µm	5 µm	3 µm	5 µm
1.0	10	1.0	5020-89910	5020-89808	5020-89911	5020-89809
1.5,2.1		1.5	5020-89912	5020-89810	5020-89913	5020-89811
2.1,3.0		3.0	5020-89908	5020-89806	5020-89909	5020-89807
4.0,4.6	20	4.0	5020-89906	5020-89804	5020-89907	5020-89805
2.1,3.0		3.0	5020-89916	5020-89814	5020-89917	5020-89815
4.0,4.6		4.0	5020-89914	5020-89812	5020-89915	5020-89813
		Holder for Cartridge Guard Column E				For 10 mm Length
				For 20 mm Length	5020-08550	

Metal-Free PEEK Columns

PEEK Columns Particle Size: 5 µm Max. Operating Pressure: 20 MPa (200 Bar)	Length/ I.D. (mm)	2.1	4.6
		30	Please inquire
	33	Please inquire	Please inquire
	50	Please inquire	Please inquire
	75	-	Please inquire
	100	Please inquire	Please inquire
	150	Please inquire	Please inquire
	200	-	Please inquire
	250	Please inquire	Please inquire
	300	Please inquire	Please inquire
Steel-Coated PEEK Columns Particle Size: 3 µm Max. Operating Pressure: 50 MPa (500 Bar)	Length/ I.D. (mm)	2.1	4.6
	50	Please inquire	Please inquire
	100	Please inquire	Please inquire
	150	Please inquire	Please inquire
	250	Please inquire	Please inquire



GL Sciences disclaims any and all responsibility for any injury or damage which may be caused by this data directly or indirectly. We reserve the right to amend this information or data at any time and without any prior announcement.

GL Sciences, Inc. Japan

22-1 Nishishinjuku 6-Chome
Shinjuku-ku, Tokyo,
163-1130, Japan
Phone: +81-3-5323-6620
Fax: +81-3-5323-6621
Email: world@glsc.co.jp
Web: www.glsciences.com

GL Sciences B.V.

De Sleutel 9
5652 AS Eindhoven
The Netherlands
Phone: +31 (0)40 254 95 31
Email: info@glsciences.eu
Web: www.glsciences.eu

GL Sciences (ShangHai) Ltd.

Tower B, Room 2003,
Far East International Plaza,
NO,317 Xianxia Road,
Changning District.
Shanghai, China P.C. 200032
Phone: +86 (0)21-6278-2272
Email: contact@glsciences.com.cn
Web: www.glsciences.com.cn

GL Sciences, Inc. USA

4733 Torrance Blvd. Suite 255
Torrance, CA 90503
Phone: 310-265-4424
Fax: 310-265-4425
Email: info@glsciencesinc.com
Web: www.glsciencesinc.com

International Distributors

Visit our Website at:
<https://www.glsciences.com/company/distributor.html>

